

Alberta Public Administration

Industry Profile 2020

Published by Labour and Immigration, Government of Alberta

This publication is issued under the Open Government Licence – Alberta (<http://open.alberta.ca/licence>). Please note that the terms of this licence do not apply to any third-party materials included in this publication.

Email: lbr.lfsanalyst@gov.ab.ca

In Edmonton: 780.422.4266

Long distance: 1.800.661.3753

This publication is available online at: <https://www.alberta.ca/job-market-trends-profiles.aspx>

Alberta Public Administration Industry Profile, 2020 | Labour and Immigration

© 2021 Government of Alberta | September 14, 2021 | ISBN 978-1-4601-5151-8

Contents

Overview 4

Section A: Business Environment..... 5

1. Employment and Unemployment 5

2. Industry Growth 5

3. Facts, Trends and Outlook 6

4. Size of Businesses by industry..... 7

Section B: Human Resources Profile 9

1. Occupation Information 9

2. Demographics: Gender and Age 9

3. Wages and Salaries 10

4. Wage and Salary Information for Selected Occupations 11

Section C: Additional Information 12

Links to Industry Associations 12

Overview

The 2020 Industry Profile for the Public Administration industry provides statistics and trends in the labour market for this sector in Alberta. Topics include employment, unemployment, number of businesses, occupation, wages and demographics. All statistics provided are 12-month averages for the year. The statistics are from Statistics Canada's Labour Force Survey and the Alberta Wage and Salary Survey.

The Public Administration industry¹ in Alberta includes federal, provincial and local government services such as:

- defence services
- police, judicial, correctional and other protective services
- labour, employment and immigration services
- foreign affairs and international assistance
- fire-fighting services
- regulatory services

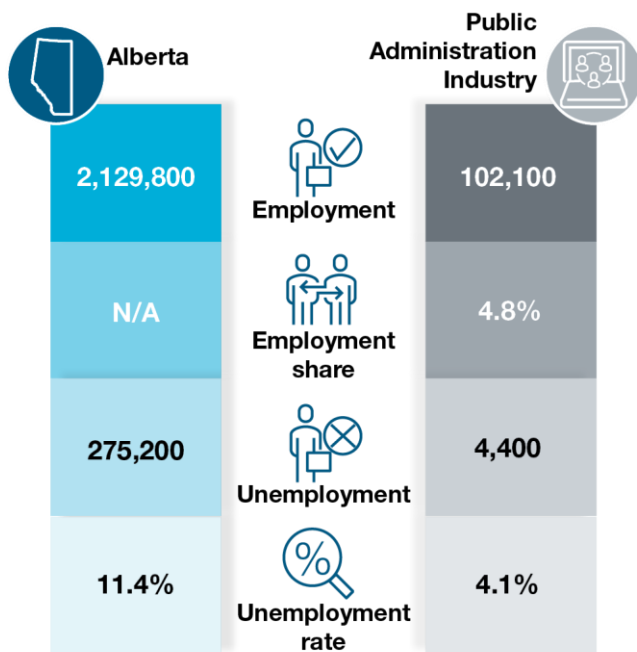
For more information, please see [Statistics Canada North American Industry Classifications System \(NAICS\) Canada 2017](#) for descriptions of industries.

¹ North American Industry Classification System (NAICS) 2017 major group 91

Section A: Business Environment

1. Employment and Unemployment

FIGURE 1: EMPLOYMENT AND UNEMPLOYMENT



Data Source: Statistics Canada, Labour Force Survey, Table: 14-10-0023-01 (formerly CANSIM 282-0008), 2020
Note: N/A denotes not applicable. Employment share is obtained by dividing the number of employment in this industry by total employment in Alberta.

For more information on employment numbers or for a historical comparison, please go to [Labour Force Statistics](#) or [Statistics Canada](#).

2. Industry Growth

- The Public Administration industry accounted for 4.8% of total employment in Alberta in 2020, a 0.1 percentage point decline from 2019.
- Employment in this industry is expected to increase at an average rate of 0.7% from 2020 to 2023.²
- The industry is expected to account for 4.7% of total employment in Alberta in 2021.
- The above projections were completed prior to the economic decline associated with the COVID-19 pandemic and therefore may not capture labour market conditions in the short term. However, the projections are expected to reflect long-term expectations of employment trends.

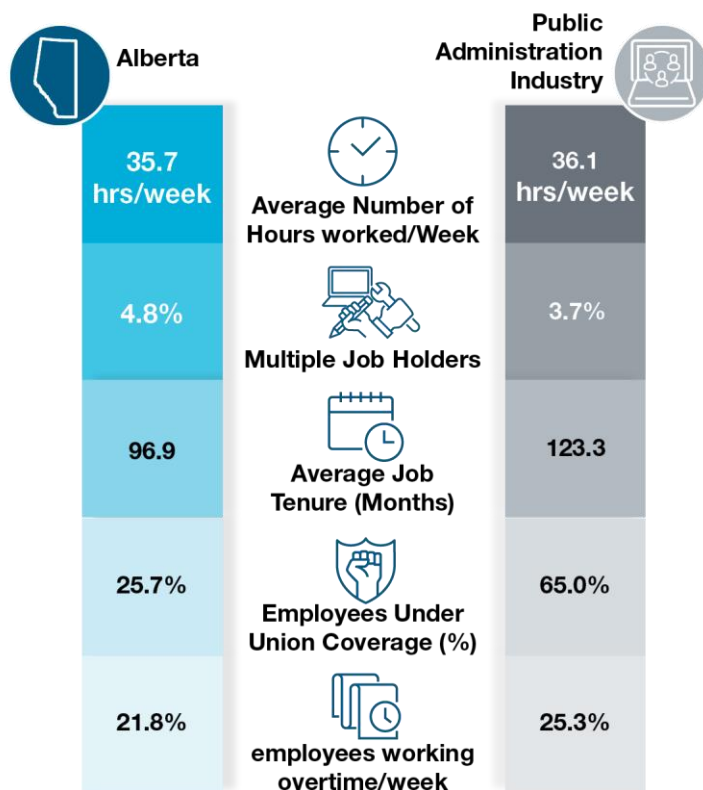
² Alberta Modified Canadian Occupational Projection System (COPS) Outlook 2019 – 2023, Industry Employment Outlook

3. Facts, Trends and Outlook

According to the most recent Statistics Canada’s National Economic Accounts, the Public Administration industry accounted for approximately 4.9% of Alberta’s Gross Domestic Product (GDP) in 2020, an increase from 4.7% in 2010. Between 2010 and 2020 its contribution to Alberta’s total employment increased from 4.4% to 4.8%.

Total employment in the Public Administration industry (the total number of employees and self-employed people 15 years and over) in 2020 was 8.3% lower than its level in 2019. Over the last 10 years, employment in this industry increased by 13,200, a 14.8% increase. There were 102,100 people employed in the industry in 2020, of whom 94.6% were full-time and 5.4% were part-time.

FIGURE 2: LABOUR MARKET CHARACTERISTICS

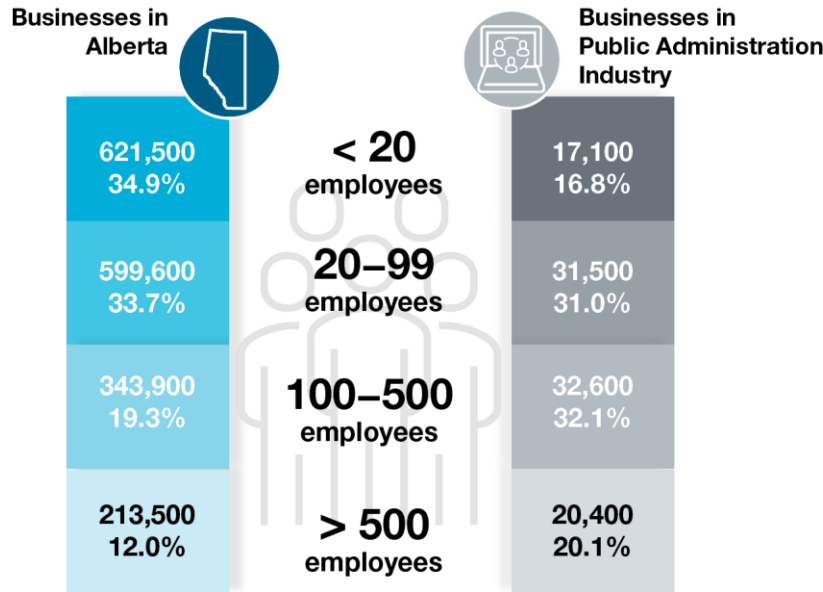


Data Source: Statistics Canada, Labour Force Survey, CANSIM Tables 14-10-0037-01 (formerly: CANSIM 282-0022), 14-10-0044-01 (formerly CANSIM 282-0031), 14-10-0055-01 (formerly CANSIM 282-0042), 14-10-0070-01 (formerly CANSIM 282-0078) and 14-10-0076-01 (formerly CANSIM 282-0084), 2020

Note: The percentage of multiple jobholders is obtained by dividing the number of multiple jobholders by total employment. This calculation method also applies to the percentage of employees under union coverage and the percentage of employees working overtime per week.

4. Size of Businesses by industry

FIGURE 3: EMPLOYMENT BY ESTABLISHMENT SIZE

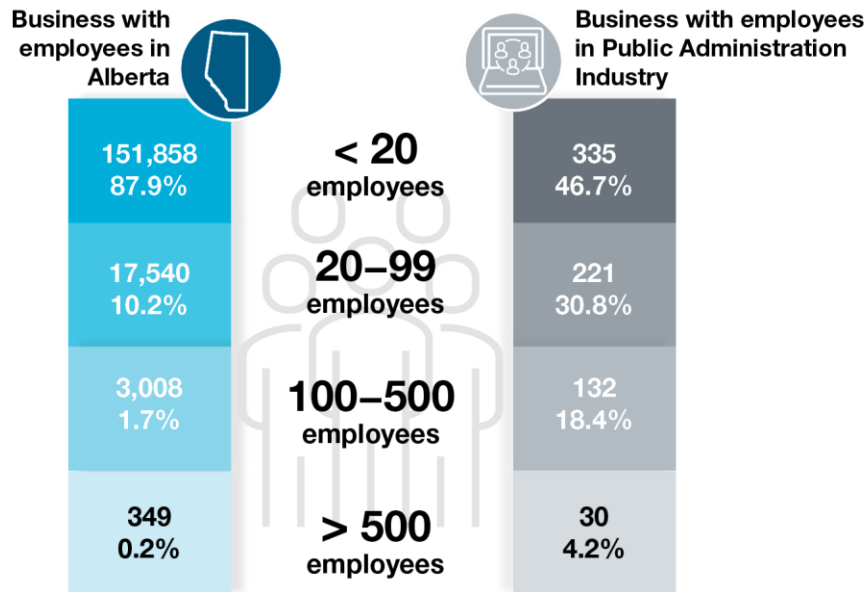


Data Source: Statistics Canada. Table: 14-10-0068-01 (formerly CANSIM 282-0076), 2020

*Percentages may not add up to 100 due to rounding

Note: Statistics Canada's survey methodology for determining establishment size differs from the one it uses in the Labour Force Survey to determine total employment. As a result, the total number of employees by establishment size will not be the same as total employment in the industry, except by coincidence.

FIGURE 4: CANADIAN BUSINESS COUNTS, WITH EMPLOYEES



Data Source: Statistics Canada. Table: 33-10-0304-01, 2020.

*Percentages may not add up to 100 due to rounding

Employment by establishment size is based on the Labour Force Survey and provides the number of employees by establishment size. Canadian business counts is compiled from the Business Register and provides counts of active business establishments by employment size ranges.

Section B: Human Resources Profile

1. Occupation Information

Some examples of occupations in the Public Administration industry include:

- correctional officer
- firefighter
- occupational health and safety inspector
- customs inspector
- judge

For a complete listing of all occupations related to this industry, as well as detailed information on education and skill requirements, visit the [Alberta Occupational Profiles](#) webpage.

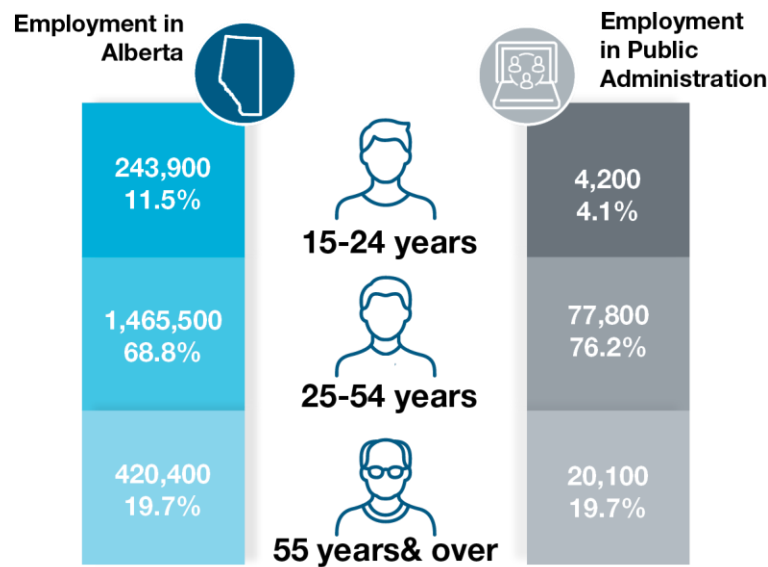
2. Demographics: Gender and Age

According to the Labour Force Survey, the gender breakdown of Albertans employed in the Public Administration industry in 2020 was as follows:



Overall in Alberta, women accounted for 45.9% and men made up 54.1% of total employment (for all industries) in 2020.

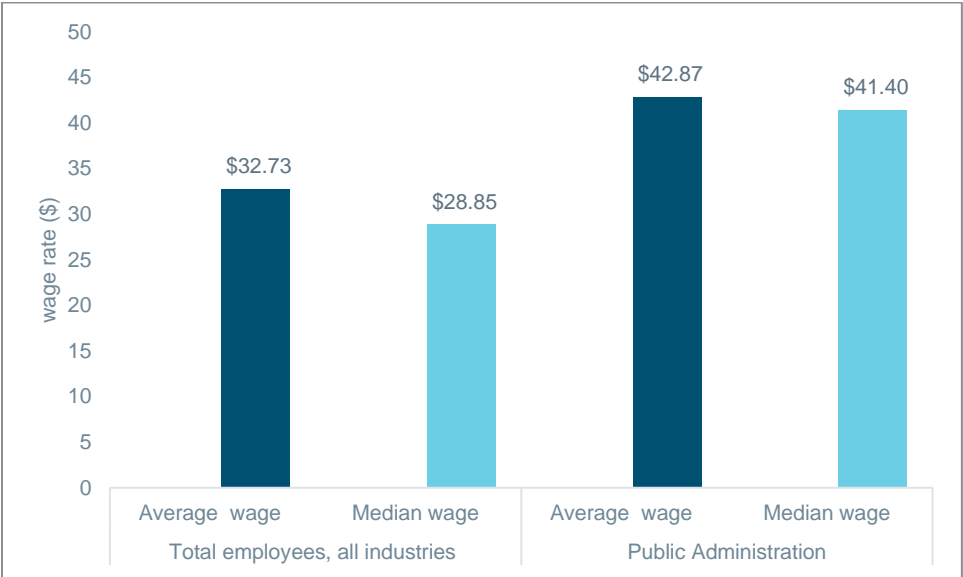
FIGURE 5: EMPLOYMENT BY AGE GROUP



Data Source: Statistics Canada, Labour Force Survey, CANSIM Table: 14-10-0023-01 (formerly CANSIM 282-0008), 2020
*Percentages may not add up 100 due to rounding

3. Wages and Salaries




CHART 1: HOURLY WAGE RATE IN ALBERTA, 2020



Data Source: Statistics Canada, Labour Force Survey, CANSIM Table 14-10-0064-01 (formerly CANSIM 282-0072), 2020
Note: The average hourly wage is obtained by dividing the sum of the wages of all the employees by the total number of employees. The median hourly wage is that wage below which half the employees earn and above which half the employees earn.

4. Wage and Salary Information for Selected Occupations

FIGURE 6: WAGE AND SALARY BY OCCUPATION

	Median Hourly Wage			Average Annual Salary
	Starting	Overall	Top	
 Economist/ economic policy researcher	\$38.43	\$47.46	\$50.38	\$87,202
 Firefighter	\$46.36	\$46.36	\$46.36	\$83,118
 Correctional service officer	\$29.79	\$37.26	\$37.39	\$75,595

Data Source: 2019 Alberta Wage and Salary Survey (AWSS). The AWSS is done once every 2 years

Note: Due to methodological changes, a direct comparison of survey results from different years is not recommended.

More information on wages and salaries is available [online](#). For job descriptions, duties, skills and educational requirements of specific occupations in the Public Administration industry, visit the [ALIS](#) website.

Section C: Additional Information

Links to Industry Associations

- [Alberta Union of Provincial Employees](#)
- [Canadian Union of Public Employees – Alberta](#)
- [Calgary Police Association](#)
- [Edmonton Police Association](#)
- [Calgary Firefighters Association](#)